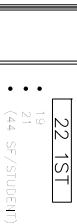


23 1ST  
19  
21  
21  
(442 SF/STUDENT)

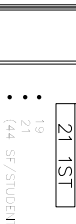
27 1ST  
19  
21  
21  
(442 SF/STUDENT)



22 1ST  
19  
21  
21  
(444 SF/STUDENT)



26 1ST  
19  
21  
21  
(444 SF/STUDENT)



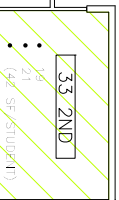
21 1ST  
19  
21  
21  
(444 SF/STUDENT)



25 1ST  
19  
21  
21  
(444 SF/STUDENT)



24 1ST  
19  
21  
21  
(444 SF/STUDENT)



33 2ND  
19  
21  
21  
(444 SF/STUDENT)



37 2ND  
19  
21  
21  
(442 SF/STUDENT)



32 2ND  
19  
21  
21  
(444 SF/STUDENT)



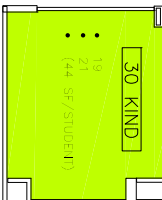
36 2ND  
19  
21  
21  
(444 SF/STUDENT)



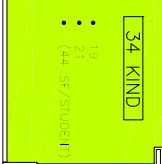
31 2ND  
19  
21  
21  
(444 SF/STUDENT)



35 2ND  
19  
21  
21  
(444 SF/STUDENT)



30 KIND  
19  
21  
21  
(444 SF/STUDENT)



34 KIND  
19  
21  
21  
(444 SF/STUDENT)

54  
FITCHET

50  
CAFETERIA

40  
ART

44  
MUSIC

60 PRE-K  
970 SF

63 ECSE  
1576 SF

10 KIND  
19  
21  
21  
79 SF/STUDENT

12 KIND  
19  
21  
21  
79 SF/STUDENT

13 KIND  
19  
21  
21  
79 SF/STUDENT

14 KIND  
19  
21  
21  
56 SF/STUDENT

12 KIND  
19  
21  
21  
79 SF/STUDENT



ADEL ELEMENTARY INFORMATION

- TOP NUMBER: DISTRICT IDEAL FOR STUDENTS PER CLASSROOM
- MIDDLE NUMBER: DISTRICT MAXIMUM FOR STUDENTS PER CLASSROOM
- BOTTOM NUMBER: SF/STUDENT (IN PARENTHESES: BELOW NATIONAL AVERAGE)

INFORMATION

DISTRICT IDEAL:

- KINDERGARTEN: 18-19 PER CLASS
- 1ST - 2ND GRADE: 18-19 PER CLASS

NATIONAL AVERAGE SF/STUDENT:

- KINDERGARTEN: 50 SF/STUDENT
- 1ST - 2ND GRADE: 50 SF/STUDENT

ADEL ELEMENTARY BUILDING CAPACITY (K-2 ONLY):

- AT DISTRICT IDEAL: 380 STUDENTS
- AT DISTRICT MAX: 418 STUDENTS (IDEAL PLUS 2 STUDENTS PER CLASSROOM)

March 2013