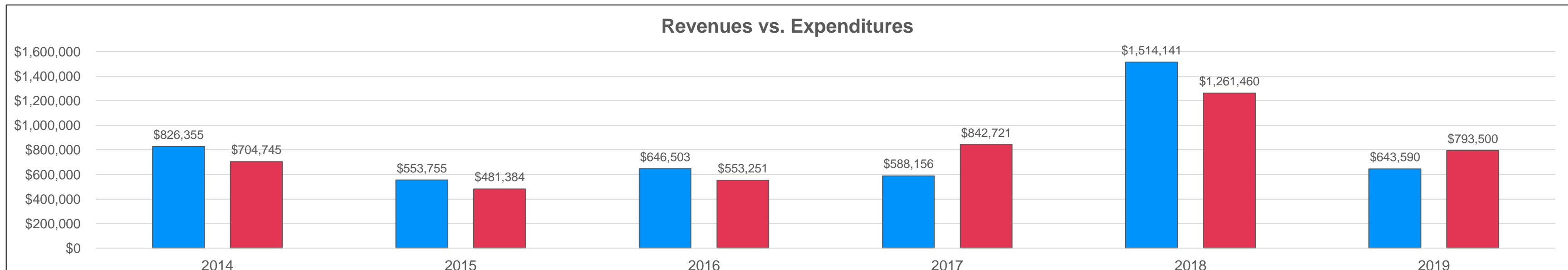
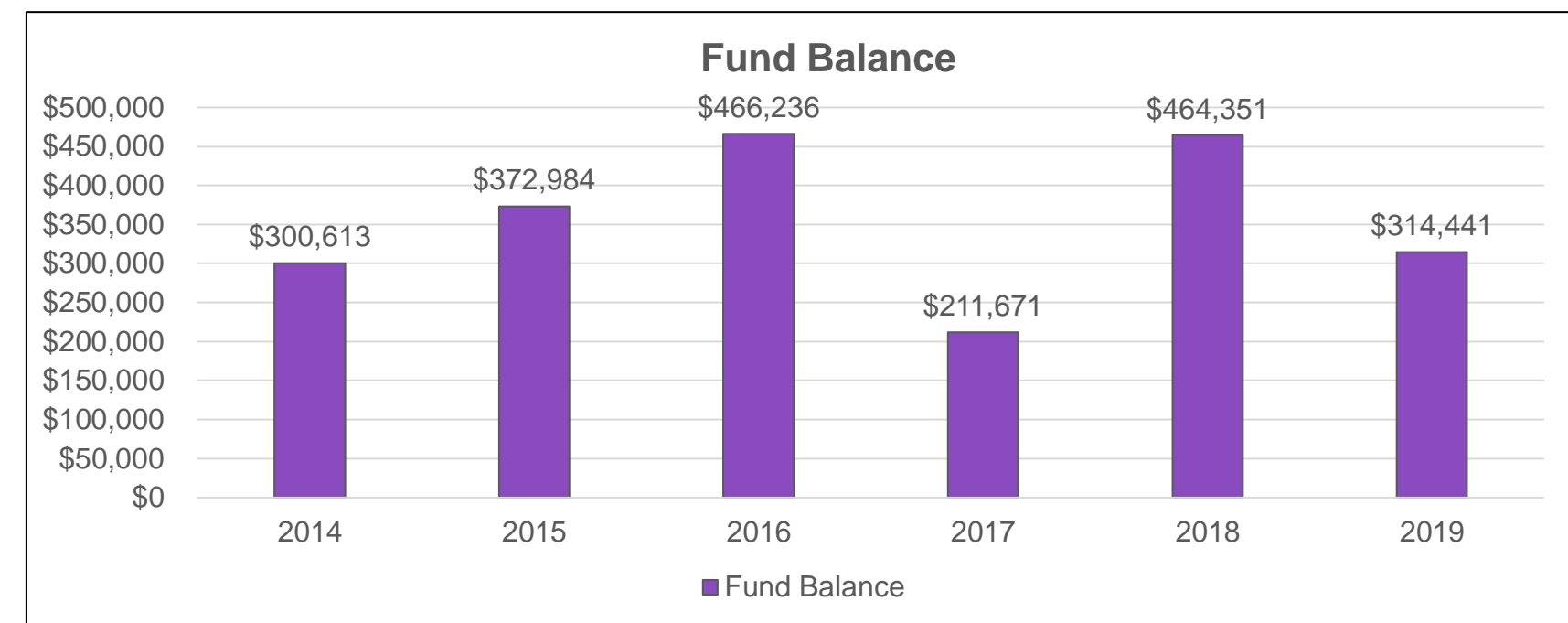
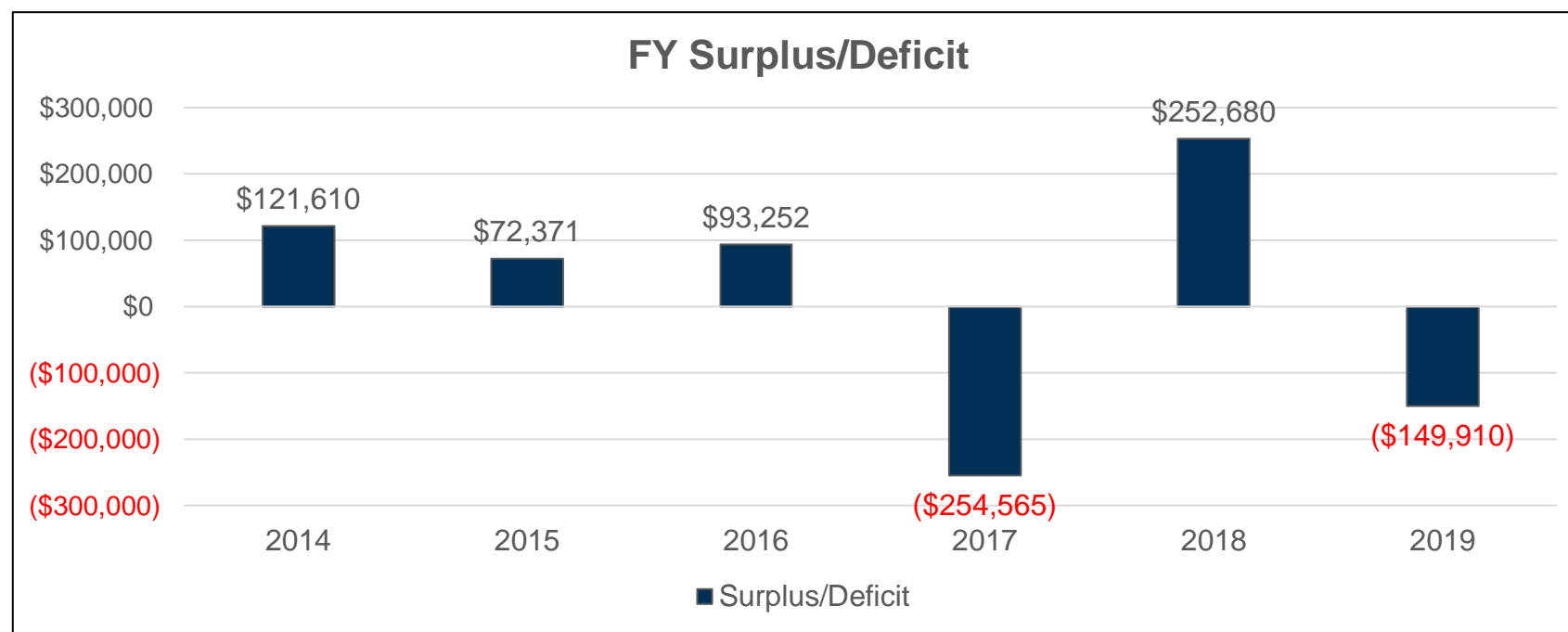


Adel DeSoto Minburn Community School District

Physical Plant and Equipment Levy (PEEL) Fund - Historical Summary

	ACTUAL REVENUE / EXPENDITURES								BUDGET		
	FY - 2014	FY - 2015	% Δ	FY - 2016	% Δ	FY - 2017	% Δ	FY - 2018	% Δ	FY - 2019	% Δ
REVENUE											
Local	\$584,520	\$548,507	-6.16%	\$636,294	16.00%	\$578,580	-9.07%	\$796,367	37.64%	\$636,090	-20.13%
Intermediate	\$0	\$0	0.00%	\$0	0.00%	\$0	0.00%	\$0	0.00%	\$0	0.00%
State	\$214	\$5,248	2352.06%	\$10,209	94.54%	\$9,576	-6.20%	\$9,757	1.89%	\$7,500	-23.13%
Federal	\$0	\$0	0.00%	\$0	0.00%	\$0	0.00%	\$0	0.00%	\$0	0.00%
Other Fin. & Income Items	\$241,621	\$0	-100.00%	\$0	0.00%	\$0	0.00%	\$708,017	0.00%	\$0	-100.00%
TOTAL REVENUE	\$826,355	\$553,755	-32.99%	\$646,503	16.75%	\$588,156	-9.03%	\$1,514,141	157.44%	\$643,590	-57.49%
EXPENDITURES											
Salaries	\$0	\$0	0.00%	\$0	0.00%	\$0	0.00%	\$0	0.00%	\$0	0.00%
Employee Benefits	\$0	\$0	0.00%	\$0	0.00%	\$0	0.00%	\$0	0.00%	\$0	0.00%
Purchased Services	\$33,000	\$36,000	9.09%	\$112,691	213.03%	\$59,400	-47.29%	\$54,612	-8.06%	\$31,500	-42.32%
Supplies	\$0	\$0	0.00%	\$8,000	0.00%	\$99,606	1145.08%	\$77,897	-21.80%	\$80,000	2.70%
Property	\$384,517	\$138,908	-63.87%	\$125,734	-9.48%	\$562,887	347.68%	\$990,126	75.90%	\$530,000	-46.47%
Miscellaneous Objects	\$30	\$0	-100.00%	\$0	0.00%	\$0	0.00%	\$5,325	0.00%	\$0	-100.00%
Other Items	\$287,198	\$306,476	6.71%	\$306,826	0.11%	\$120,828	-60.62%	\$133,500	10.49%	\$152,000	13.86%
TOTAL EXPENDITURES	\$704,745	\$481,384	-31.69%	\$553,251	14.93%	\$842,721	52.32%	\$1,261,460	49.69%	\$793,500	-37.10%
SURPLUS / DEFICIT	\$121,610	\$72,371		\$93,252		(\$254,565)		\$252,680		(\$149,910)	
BEGINNING FUND BALANCE	\$179,003	\$300,613	67.94%	\$372,984	24.07%	\$466,236	25.00%	\$211,671	-54.60%	\$464,351	119.37%
YEAR-END FUND BALANCE	\$300,613	\$372,984	24.07%	\$466,236	25.00%	\$211,671	-54.60%	\$464,351	119.37%	\$314,441	-32.28%
FUND BALANCE AS % OF EXPENDITURES	42.66%	77.48%		84.27%		25.12%		36.81%		39.63%	
FUND BALANCE AS # OF MONTHS OF EXPEND.	5.12	9.30		10.11		3.01		4.42		4.76	



Adel DeSoto Minburn Community School District

Physical Plant and Equipment Levy (PEEL) Fund - Historical Summary

■ Revenues ■ Expenditures