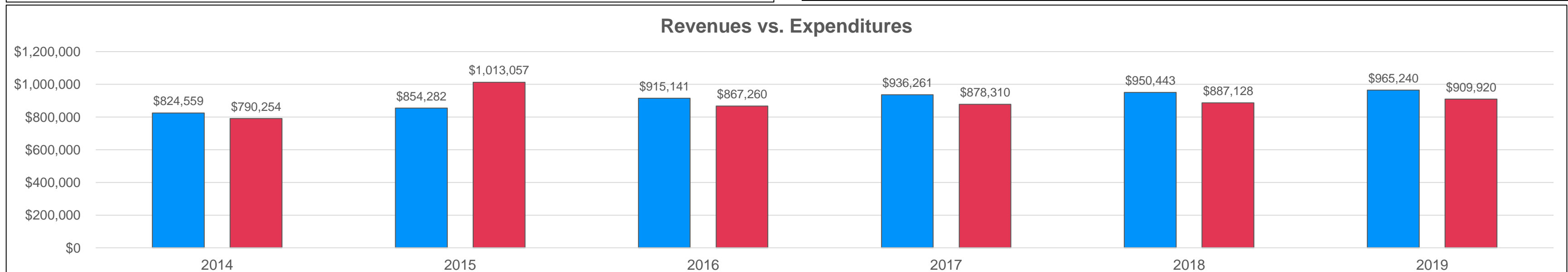
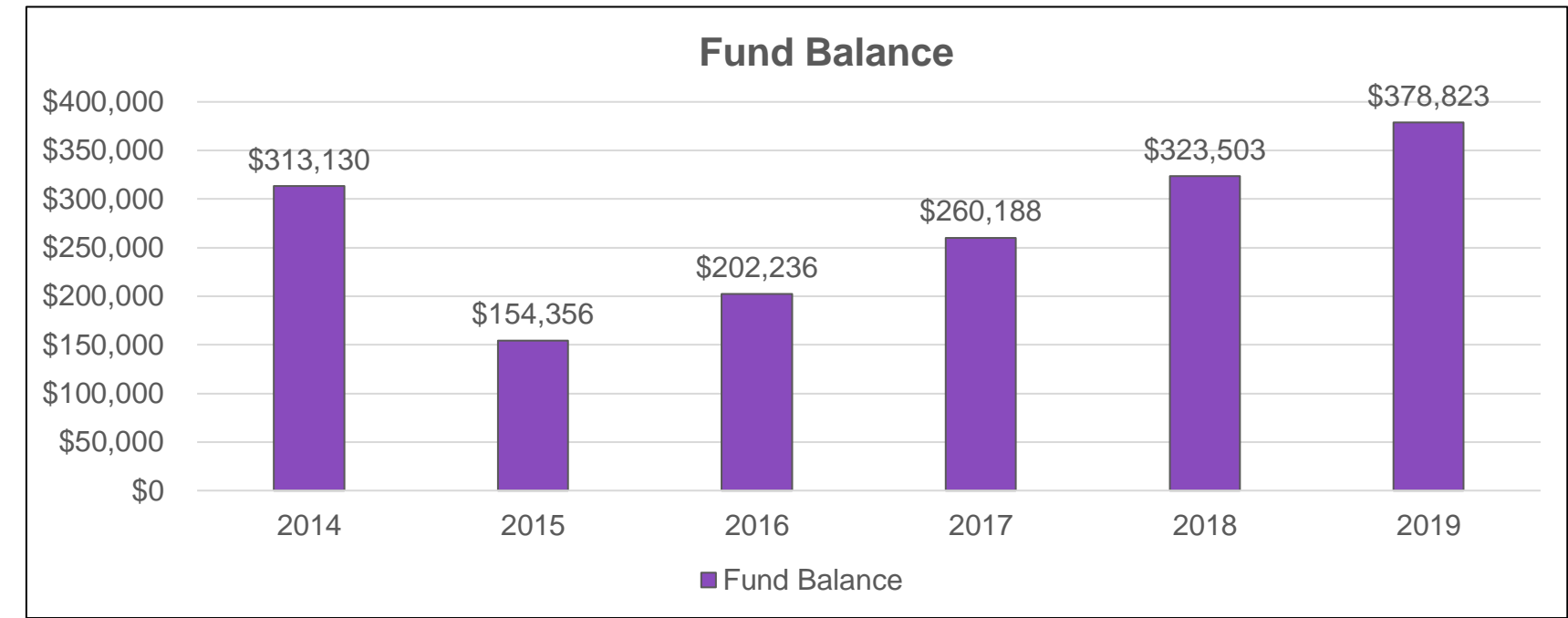
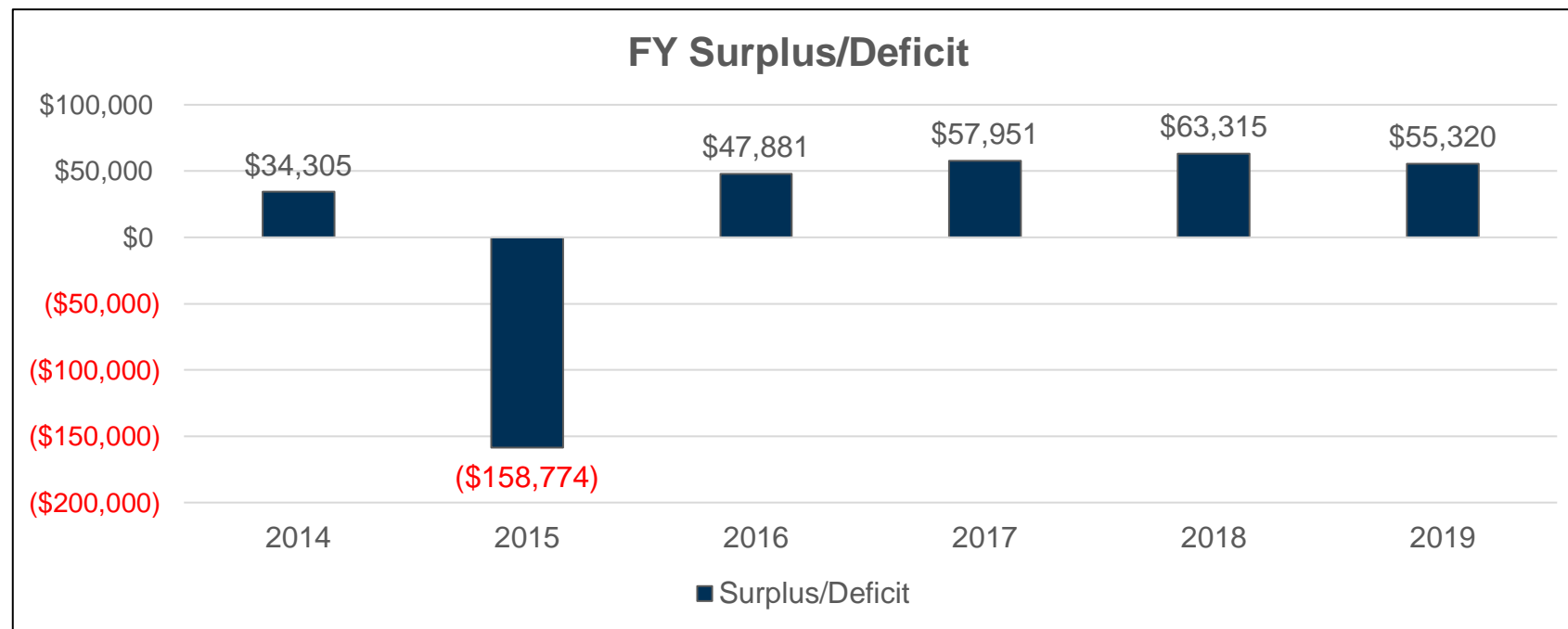


# Adel DeSoto Minburn Community School District

## School Nutrition Fund - Historical Summary

	ACTUAL REVENUE / EXPENDITURES								BUDGET		
	FY - 2014	FY - 2015	% Δ	FY - 2016	% Δ	FY - 2017	% Δ	FY - 2018	% Δ	FY - 2019	% Δ
<b>REVENUE</b>											
Local	\$527,004	\$555,212	5.35%	\$593,811	6.95%	\$611,606	3.00%	\$610,043	-0.26%	\$624,830	2.42%
Intermediate	\$0	\$0	0.00%	\$0	0.00%	\$0	0.00%	\$0	0.00%	\$0	0.00%
State	\$6,158	\$6,108	-0.81%	\$6,452	5.63%	\$6,759	4.76%	\$6,389	-5.47%	\$6,390	0.01%
Federal	\$291,397	\$292,962	0.54%	\$311,265	6.25%	\$314,447	1.02%	\$309,473	-1.58%	\$309,480	0.00%
Other Fin. & Income Items	\$0	\$0	0.00%	\$3,613	0.00%	\$3,448	-4.56%	\$24,538	611.58%	\$24,540	0.01%
<b>TOTAL REVENUE</b>	<b>\$824,559</b>	<b>\$854,282</b>	<b>3.60%</b>	<b>\$915,141</b>	<b>7.12%</b>	<b>\$936,261</b>	<b>2.31%</b>	<b>\$950,443</b>	<b>1.51%</b>	<b>\$965,240</b>	<b>1.56%</b>
<b>EXPENDITURES</b>											
Salaries	\$274,177	\$290,463	5.94%	\$292,696	0.77%	\$273,886	-6.43%	\$284,491	3.87%	\$293,250	3.08%
Employee Benefits	\$70,968	\$63,073	-11.12%	\$65,150	3.29%	\$109,882	68.66%	\$80,172	-27.04%	\$84,850	5.84%
Purchased Services	\$17,501	\$18,711	6.92%	\$20,757	10.94%	\$9,157	-55.88%	\$201	-97.81%	\$200	-0.40%
Supplies	\$416,307	\$434,909	4.47%	\$473,898	8.96%	\$471,162	-0.58%	\$475,863	1.00%	\$493,360	3.68%
Property	\$11,301	\$11,860	4.95%	\$12,227	3.09%	\$12,565	2.76%	\$8,260	-34.27%	\$8,260	0.00%
Miscellaneous Objects	\$0	\$0	0.00%	\$0	0.00%	\$0	0.00%	\$0	0.00%	\$0	0.00%
Other Items	\$0	\$194,040	0.00%	\$2,531	-98.70%	\$1,657	-34.53%	\$38,141	2201.83%	\$30,000	-21.35%
<b>TOTAL EXPENDITURES</b>	<b>\$790,254</b>	<b>\$1,013,057</b>	<b>28.19%</b>	<b>\$867,260</b>	<b>-14.39%</b>	<b>\$878,310</b>	<b>1.27%</b>	<b>\$887,128</b>	<b>1.00%</b>	<b>\$909,920</b>	<b>2.57%</b>
<b>SURPLUS / DEFICIT</b>	<b>\$34,305</b>	<b>(\$158,774)</b>		<b>\$47,881</b>		<b>\$57,951</b>		<b>\$63,315</b>		<b>\$55,320</b>	
<b>BEGINNING FUND BALANCE</b>	<b>\$278,825</b>	<b>\$313,130</b>	<b>12.30%</b>	<b>\$154,356</b>	<b>-50.71%</b>	<b>\$202,236</b>	<b>31.02%</b>	<b>\$260,188</b>	<b>28.66%</b>	<b>\$323,503</b>	<b>24.33%</b>
<b>YEAR-END FUND BALANCE</b>	<b>\$313,130</b>	<b>\$154,356</b>	<b>-50.71%</b>	<b>\$202,236</b>	<b>31.02%</b>	<b>\$260,188</b>	<b>28.66%</b>	<b>\$323,503</b>	<b>24.33%</b>	<b>\$378,823</b>	<b>17.10%</b>
<b>FUND BALANCE AS % OF EXPENDITURES</b>	<b>39.62%</b>	<b>15.24%</b>		<b>23.32%</b>		<b>29.62%</b>		<b>36.47%</b>		<b>41.63%</b>	
<b>FUND BALANCE AS # OF MONTHS OF EXPEND.</b>	<b>4.75</b>	<b>1.83</b>		<b>2.80</b>		<b>3.55</b>		<b>4.38</b>		<b>5.00</b>	



## Adel DeSoto Minburn Community School District

### School Nutrition Fund - Historical Summary

■ Revenues ■ Expenditures