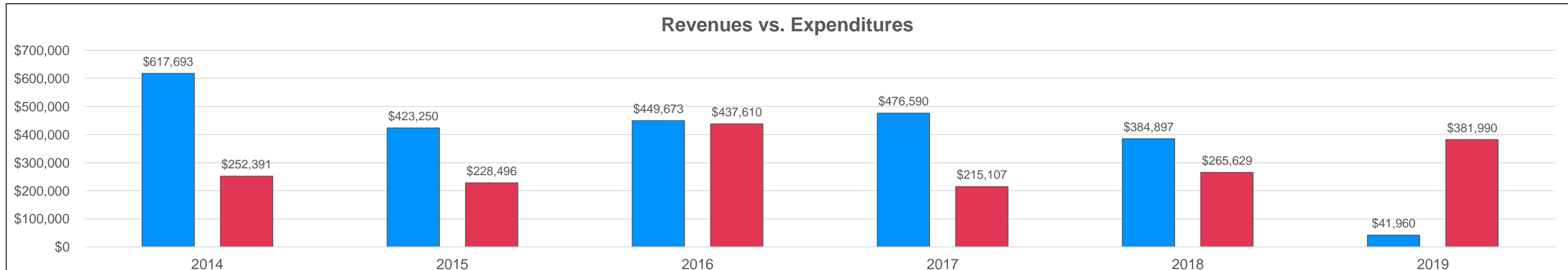
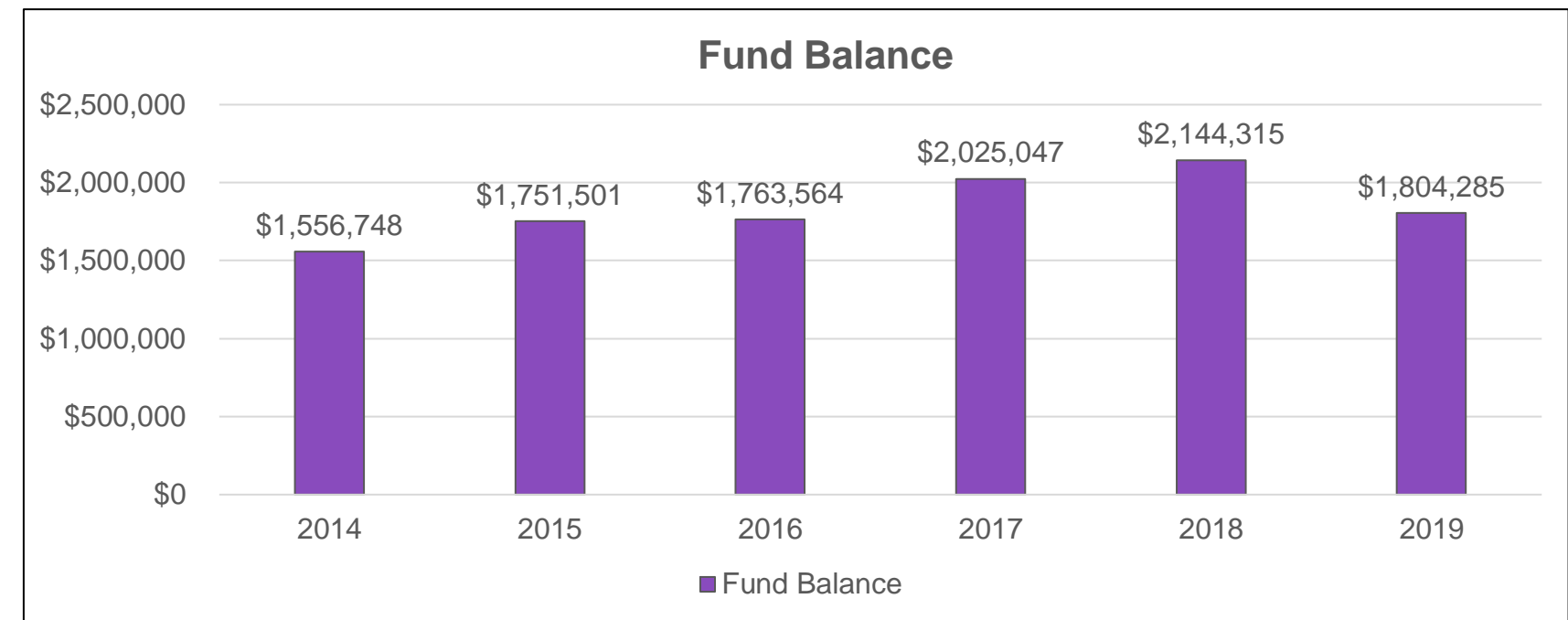
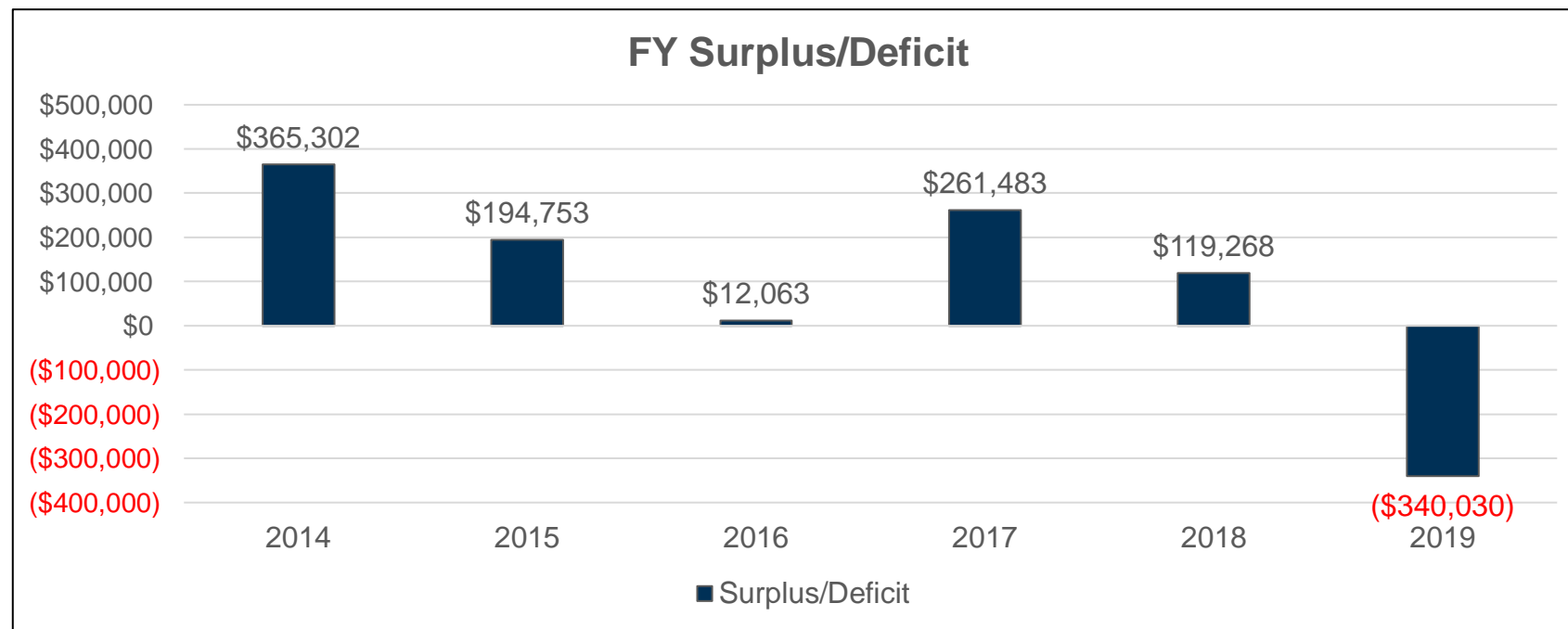


# Adel DeSoto Minburn Community School District

## Management Fund - Historical Summary

	ACTUAL REVENUE / EXPENDITURES								BUDGET		
	FY - 2014	FY - 2015	% Δ	FY - 2016	% Δ	FY - 2017	% Δ	FY - 2018	% Δ	FY - 2019	% Δ
<b>REVENUE</b>											
Local	\$617,442	\$419,139	-32.12%	\$441,578	5.35%	\$468,684	6.14%	\$379,453	-19.04%	\$41,960	-88.94%
Intermediate	\$0	\$0	0.00%	\$0	0.00%	\$0	0.00%	\$0	0.00%	\$0	0.00%
State	\$251	\$4,111	1539.69%	\$8,095	96.92%	\$7,906	-2.33%	\$5,444	-31.15%	\$0	-100.00%
Federal	\$0	\$0	0.00%	\$0	0.00%	\$0	0.00%	\$0	0.00%	\$0	0.00%
Other Fin. & Income Items	\$0	\$0	0.00%	\$0	0.00%	\$0	0.00%	\$0	0.00%	\$0	0.00%
<b>TOTAL REVENUE</b>	<b>\$617,693</b>	<b>\$423,250</b>	<b>-31.48%</b>	<b>\$449,673</b>	<b>6.24%</b>	<b>\$476,590</b>	<b>5.99%</b>	<b>\$384,897</b>	<b>-19.24%</b>	<b>\$41,960</b>	<b>-89.10%</b>
<b>EXPENDITURES</b>											
Salaries	\$0	\$0	0.00%	\$0	0.00%	\$0	0.00%	\$0	0.00%	\$0	0.00%
Employee Benefits	\$133,785	\$102,406	-23.45%	\$302,187	195.09%	\$98,680	-67.34%	\$109,127	10.59%	\$206,880	89.58%
Purchased Services	\$118,606	\$126,090	6.31%	\$135,423	7.40%	\$116,427	-14.03%	\$156,502	34.42%	\$175,110	11.89%
Supplies	\$0	\$0	0.00%	\$0	0.00%	\$0	0.00%	\$0	0.00%	\$0	0.00%
Property	\$0	\$0	0.00%	\$0	0.00%	\$0	0.00%	\$0	0.00%	\$0	0.00%
Miscellaneous Objects	\$0	\$0	0.00%	\$0	0.00%	\$0	0.00%	\$0	0.00%	\$0	0.00%
Other Items	\$0	\$0	0.00%	\$0	0.00%	\$0	0.00%	\$0	0.00%	\$0	0.00%
<b>TOTAL EXPENDITURES</b>	<b>\$252,391</b>	<b>\$228,496</b>	<b>-9.47%</b>	<b>\$437,610</b>	<b>91.52%</b>	<b>\$215,107</b>	<b>-50.84%</b>	<b>\$265,629</b>	<b>23.49%</b>	<b>\$381,990</b>	<b>43.81%</b>
<b>SURPLUS / DEFICIT</b>	<b>\$365,302</b>	<b>\$194,753</b>		<b>\$12,063</b>		<b>\$261,483</b>		<b>\$119,268</b>		<b>(\$340,030)</b>	
<b>BEGINNING FUND BALANCE</b>	<b>\$1,191,446</b>	<b>\$1,556,748</b>	<b>30.66%</b>	<b>\$1,751,501</b>	<b>12.51%</b>	<b>\$1,763,564</b>	<b>0.69%</b>	<b>\$2,025,047</b>	<b>14.83%</b>	<b>\$2,144,315</b>	<b>5.89%</b>
<b>YEAR-END FUND BALANCE</b>	<b>\$1,556,748</b>	<b>\$1,751,501</b>	<b>12.51%</b>	<b>\$1,763,564</b>	<b>0.69%</b>	<b>\$2,025,047</b>	<b>14.83%</b>	<b>\$2,144,315</b>	<b>5.89%</b>	<b>\$1,804,285</b>	<b>-15.86%</b>
<b>FUND BALANCE AS % OF EXPENDITURES</b>	<b>616.80%</b>	<b>766.53%</b>		<b>403.00%</b>		<b>941.41%</b>		<b>807.26%</b>		<b>472.34%</b>	
<b>FUND BALANCE AS # OF MONTHS OF EXPEND.</b>	<b>74.02</b>	<b>91.98</b>		<b>48.36</b>		<b>112.97</b>		<b>96.87</b>		<b>56.68</b>	



## Adel DeSoto Minburn Community School District

### Management Fund - Historical Summary

■ Revenues ■ Expenditures