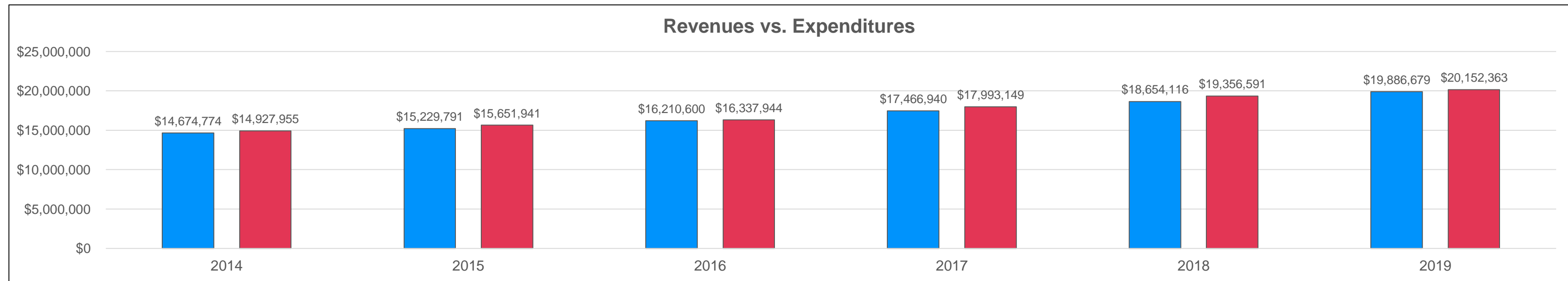
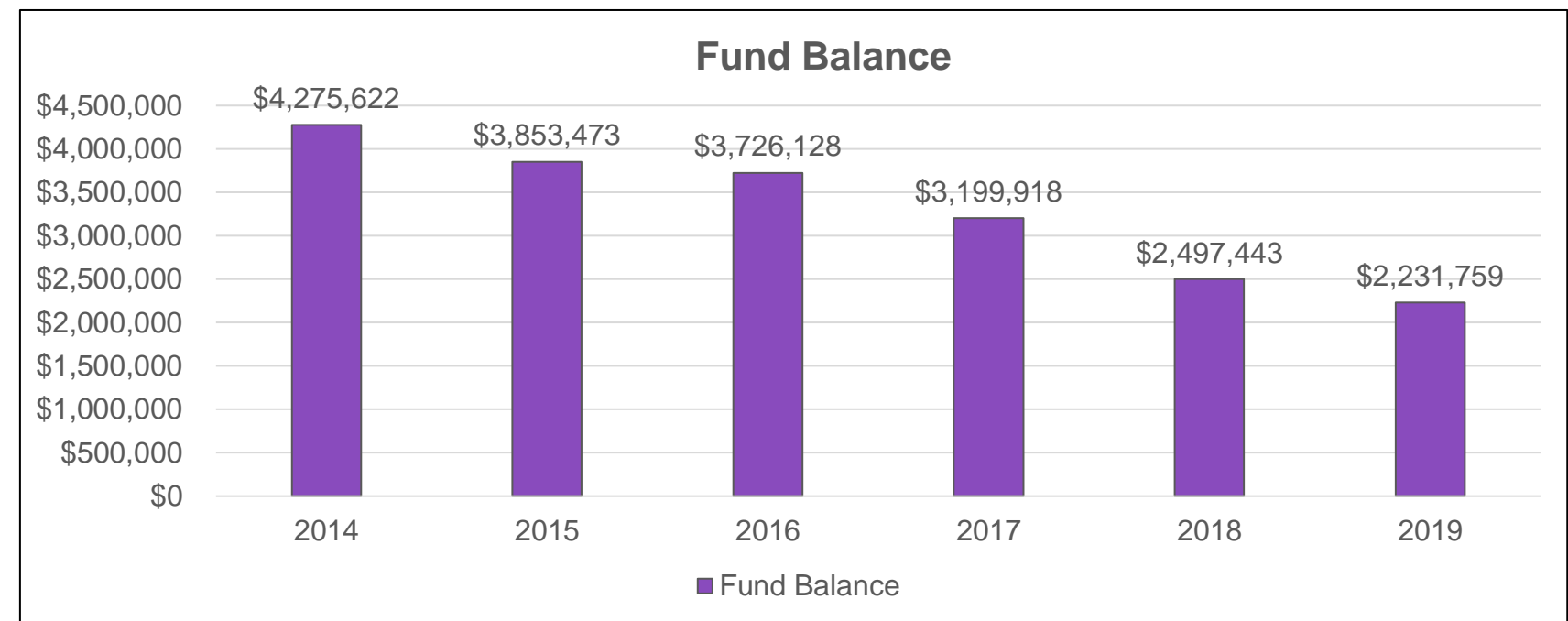
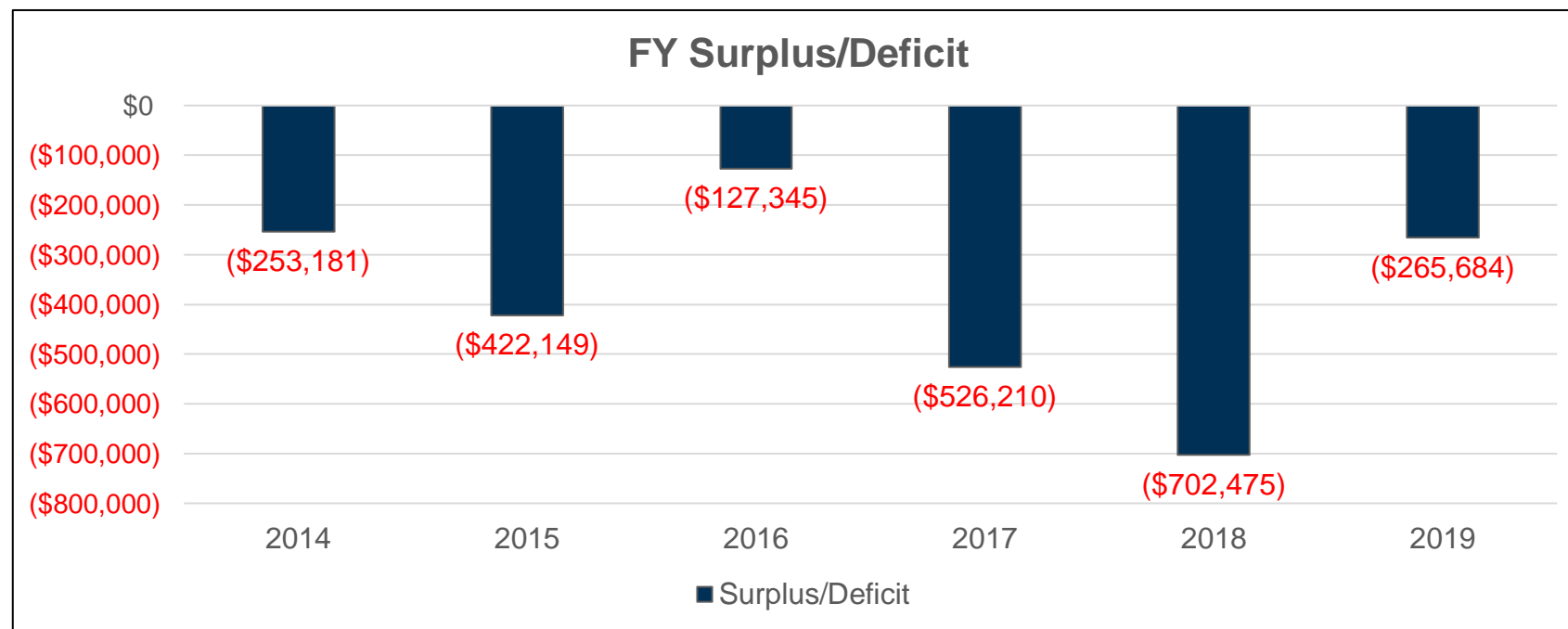


# Adel DeSoto Minburn Community School District

## General Fund - Historical Summary

	ACTUAL REVENUE / EXPENDITURES								BUDGET		
	FY - 2014	FY - 2015	% Δ	FY - 2016	% Δ	FY - 2017	% Δ	FY - 2018	% Δ	FY - 2019	% Δ
<b>REVENUE</b>											
Local	\$6,065,683	\$6,142,636	1.27%	\$6,778,365	10.35%	\$6,872,646	1.39%	\$7,155,063	4.11%	\$7,775,215	8.67%
Intermediate	\$0	\$0	0.00%	\$0	0.00%	\$0	0.00%	\$0	0.00%	\$0	0.00%
State	\$8,263,994	\$8,743,143	5.80%	\$9,078,853	3.84%	\$10,164,071	11.95%	\$10,811,384	6.37%	\$11,548,981	6.82%
Federal	\$301,919	\$288,546	-4.43%	\$349,082	20.98%	\$429,718	23.10%	\$524,312	22.01%	\$532,483	1.56%
Other Fin. & Income Items	\$43,179	\$55,467	28.46%	\$4,299	-92.25%	\$504	-88.29%	\$163,357	32344.34%	\$30,000	-81.64%
<b>TOTAL REVENUE</b>	<b>\$14,674,774</b>	<b>\$15,229,791</b>	<b>3.78%</b>	<b>\$16,210,600</b>	<b>6.44%</b>	<b>\$17,466,940</b>	<b>7.75%</b>	<b>\$18,654,116</b>	<b>6.80%</b>	<b>\$19,886,679</b>	<b>6.61%</b>
<b>EXPENDITURES</b>											
Salaries	\$9,296,406	\$9,895,708	6.45%	\$10,343,746	4.53%	\$11,209,057	8.37%	\$11,687,226	4.27%	\$12,125,419	3.75%
Employee Benefits	\$2,490,193	\$2,601,726	4.48%	\$2,766,003	6.31%	\$3,045,583	10.11%	\$3,238,860	6.35%	\$3,456,027	6.71%
Purchased Services	\$1,350,404	\$1,392,298	3.10%	\$1,508,347	8.34%	\$1,810,582	20.04%	\$2,151,694	18.84%	\$2,358,047	9.59%
Supplies	\$1,091,987	\$1,007,831	-7.71%	\$990,893	-1.68%	\$1,104,410	11.46%	\$1,293,083	17.08%	\$1,373,432	6.21%
Property	\$115,392	\$142,515	23.50%	\$93,747	-34.22%	\$169,456	80.76%	\$136,622	-19.38%	\$89,095	-34.79%
Miscellaneous Objects	\$29,106	\$21,703	-25.43%	\$21,429	-1.26%	\$19,579	-8.63%	\$16,557	-15.44%	\$13,550	-18.16%
Other Items	\$554,467	\$590,160	6.44%	\$613,779	4.00%	\$634,483	3.37%	\$832,549	31.22%	\$736,793	-11.50%
<b>TOTAL EXPENDITURES</b>	<b>\$14,927,955</b>	<b>\$15,651,941</b>	<b>4.85%</b>	<b>\$16,337,944</b>	<b>4.38%</b>	<b>\$17,993,149</b>	<b>10.13%</b>	<b>\$19,356,591</b>	<b>7.58%</b>	<b>\$20,152,363</b>	<b>4.11%</b>
<b>SURPLUS / DEFICIT</b>	<b>(\$253,181)</b>	<b>(\$422,149)</b>		<b>(\$127,345)</b>		<b>(\$526,210)</b>		<b>(\$702,475)</b>		<b>(\$265,684)</b>	
<b>BEGINNING FUND BALANCE</b>	<b>\$4,528,803</b>	<b>\$4,275,622</b>	<b>-5.59%</b>	<b>\$3,853,473</b>	<b>-9.87%</b>	<b>\$3,726,128</b>	<b>-3.30%</b>	<b>\$3,199,918</b>	<b>-14.12%</b>	<b>\$2,497,443</b>	<b>-21.95%</b>
<b>YEAR-END FUND BALANCE</b>	<b>\$4,275,622</b>	<b>\$3,853,473</b>	<b>-9.87%</b>	<b>\$3,726,128</b>	<b>-3.30%</b>	<b>\$3,199,918</b>	<b>-14.12%</b>	<b>\$2,497,443</b>	<b>-21.95%</b>	<b>\$2,231,759</b>	<b>-10.64%</b>
<b>FUND BALANCE AS % OF EXPENDITURES</b>	<b>28.64%</b>	<b>24.62%</b>		<b>22.81%</b>		<b>17.78%</b>		<b>12.90%</b>		<b>11.07%</b>	
<b>FUND BALANCE AS # OF MONTHS OF EXPEND.</b>	<b>3.44</b>	<b>2.95</b>		<b>2.74</b>		<b>2.13</b>		<b>1.55</b>		<b>1.33</b>	



## Adel DeSoto Minburn Community School District

### General Fund - Historical Summary

■ Revenues ■ Expenditures