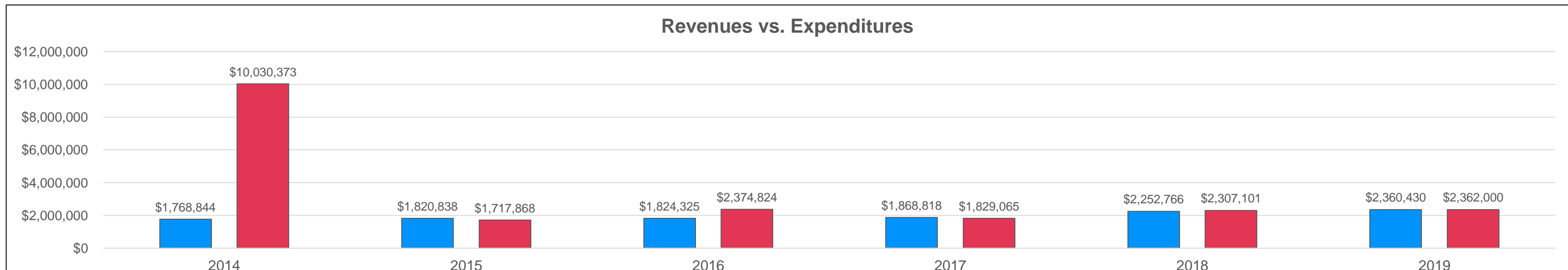
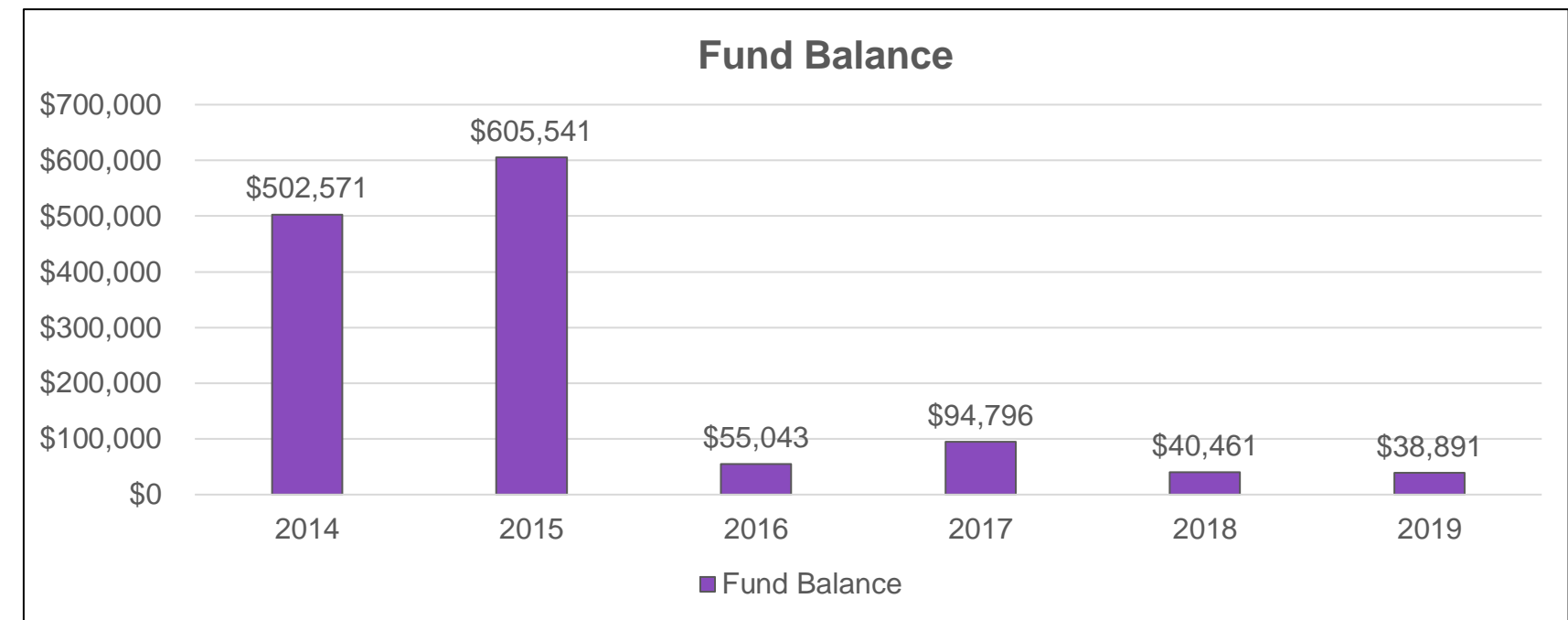
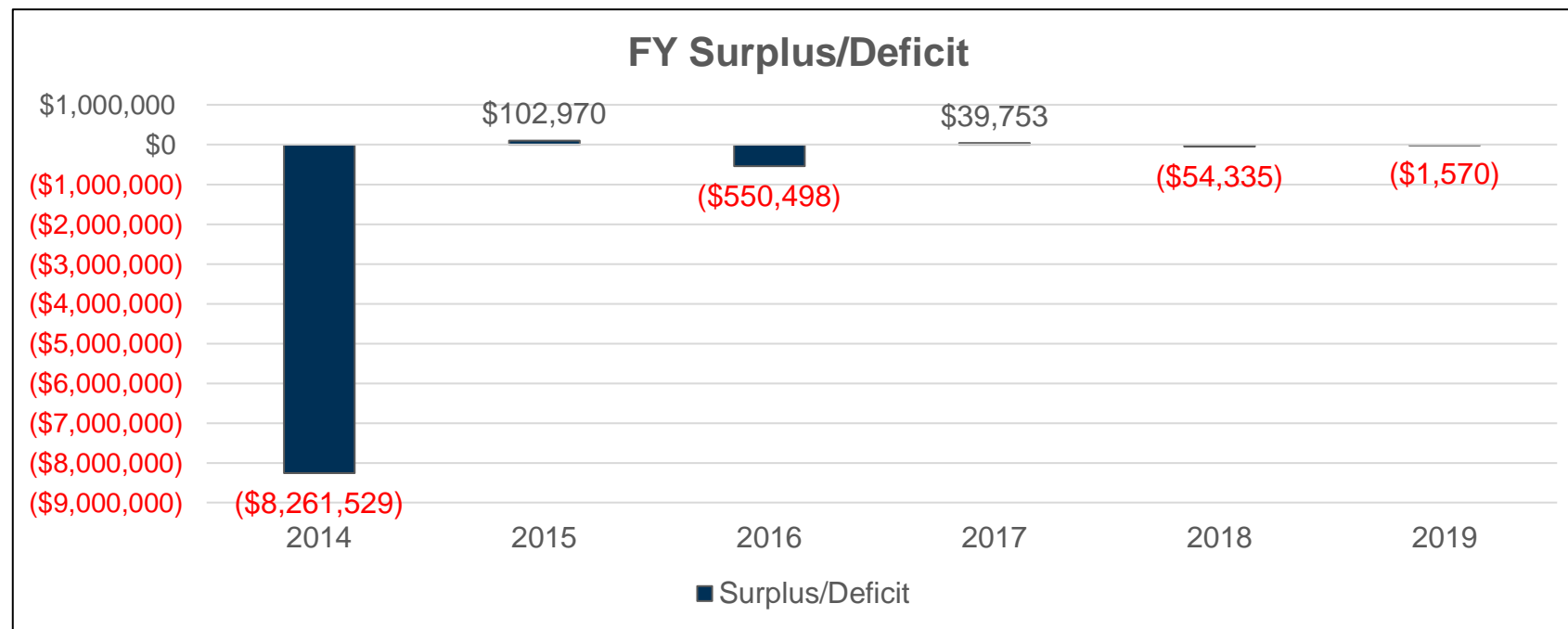


Adel DeSoto Minburn Community School District

Debt Funds - Historical Summary

	ACTUAL REVENUE / EXPENDITURES								BUDGET		
	FY - 2014	FY - 2015	% Δ	FY - 2016	% Δ	FY - 2017	% Δ	FY - 2018	% Δ	FY - 2019	% Δ
REVENUE											
Local	\$1,481,062	\$1,485,938	0.33%	\$1,490,386	0.30%	\$1,533,071	2.86%	\$1,800,195	17.42%	\$1,903,880	5.76%
Intermediate	\$0	\$0	0.00%	\$0	0.00%	\$0	0.00%	\$0	0.00%	\$0	0.00%
State	\$584	\$14,309	2351.23%	\$27,113	89.49%	\$26,076	-3.82%	\$29,689	13.86%	\$550	-98.15%
Federal	\$0	\$0	0.00%	\$0	0.00%	\$0	0.00%	\$0	0.00%	\$0	0.00%
Other Fin. & Income Items	\$287,198	\$320,591	11.63%	\$306,826	-4.29%	\$309,671	0.93%	\$422,881	36.56%	\$456,000	7.83%
TOTAL REVENUE	\$1,768,844	\$1,820,838	2.94%	\$1,824,325	0.19%	\$1,868,818	2.44%	\$2,252,766	20.54%	\$2,360,430	4.78%
EXPENDITURES											
Salaries	\$0	\$0	0.00%	\$0	0.00%	\$0	0.00%	\$0	0.00%	\$0	0.00%
Employee Benefits	\$0	\$0	0.00%	\$0	0.00%	\$0	0.00%	\$0	0.00%	\$0	0.00%
Purchased Services	\$3,150	\$5,427	72.28%	\$4,596	-15.31%	\$9,660	110.18%	\$8,026	-16.92%	\$8,000	-0.32%
Supplies	\$0	\$0	0.00%	\$0	0.00%	\$0	0.00%	\$0	0.00%	\$0	0.00%
Property	\$0	\$0	0.00%	\$0	0.00%	\$0	0.00%	\$0	0.00%	\$0	0.00%
Miscellaneous Objects	\$10,027,223	\$1,712,441	-82.92%	\$2,370,228	38.41%	\$1,819,405	-23.24%	\$2,299,075	26.36%	\$2,354,000	2.39%
Other Items	\$0	\$0	0.00%	\$0	0.00%	\$0	0.00%	\$0	0.00%	\$0	0.00%
TOTAL EXPENDITURES	\$10,030,373	\$1,717,868	-82.87%	\$2,374,824	38.24%	\$1,829,065	-22.98%	\$2,307,101	26.14%	\$2,362,000	2.38%
SURPLUS / DEFICIT	(\$8,261,529)	\$102,970		(\$550,498)		\$39,753		(\$54,335)		(\$1,570)	
BEGINNING FUND BALANCE	\$8,764,100	\$502,571	-94.27%	\$605,541	20.49%	\$55,043	-90.91%	\$94,796	72.22%	\$40,461	-57.32%
YEAR-END FUND BALANCE	\$502,571	\$605,541	20.49%	\$55,043	-90.91%	\$94,796	72.22%	\$40,461	-57.32%	\$38,891	-3.88%
FUND BALANCE AS % OF EXPENDITURES	5.01%	35.25%		2.32%		5.18%		1.75%		1.65%	
FUND BALANCE AS # OF MONTHS OF EXPEND.	0.60	4.23		0.28		0.62		0.21		0.20	



Adel DeSoto Minburn Community School District

Debt Funds - Historical Summary

■ Revenues ■ Expenditures