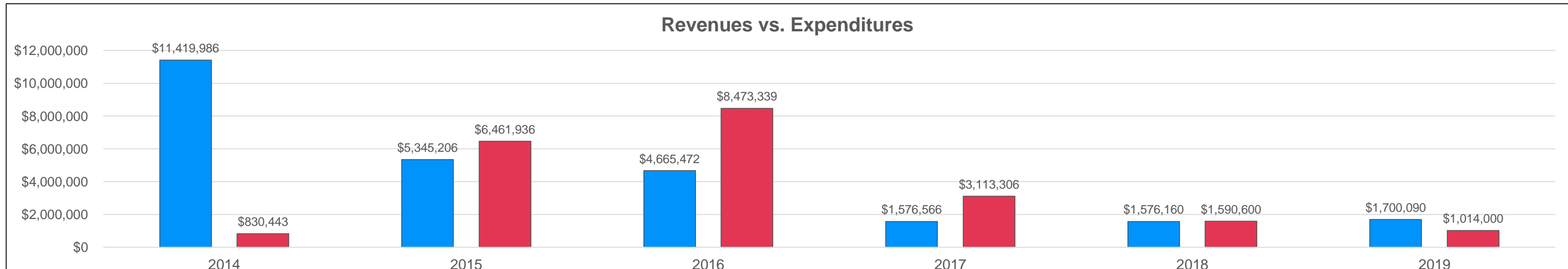
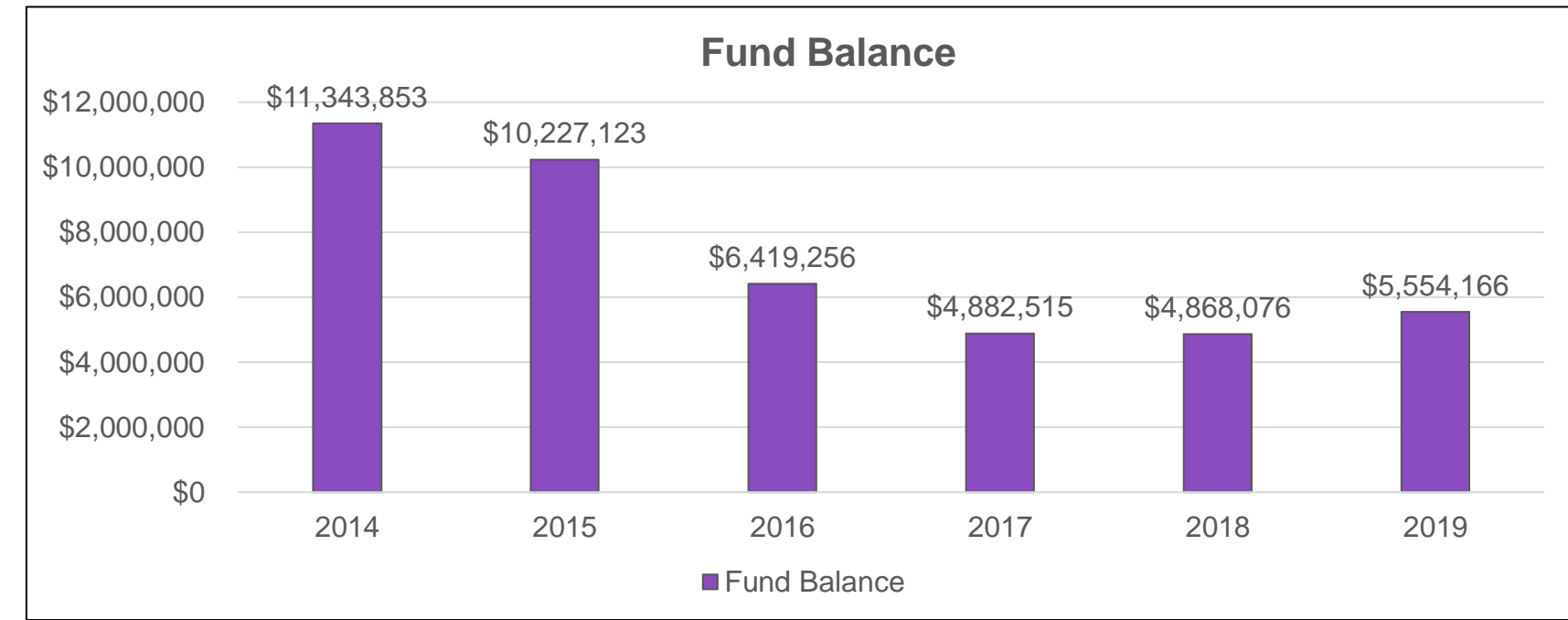
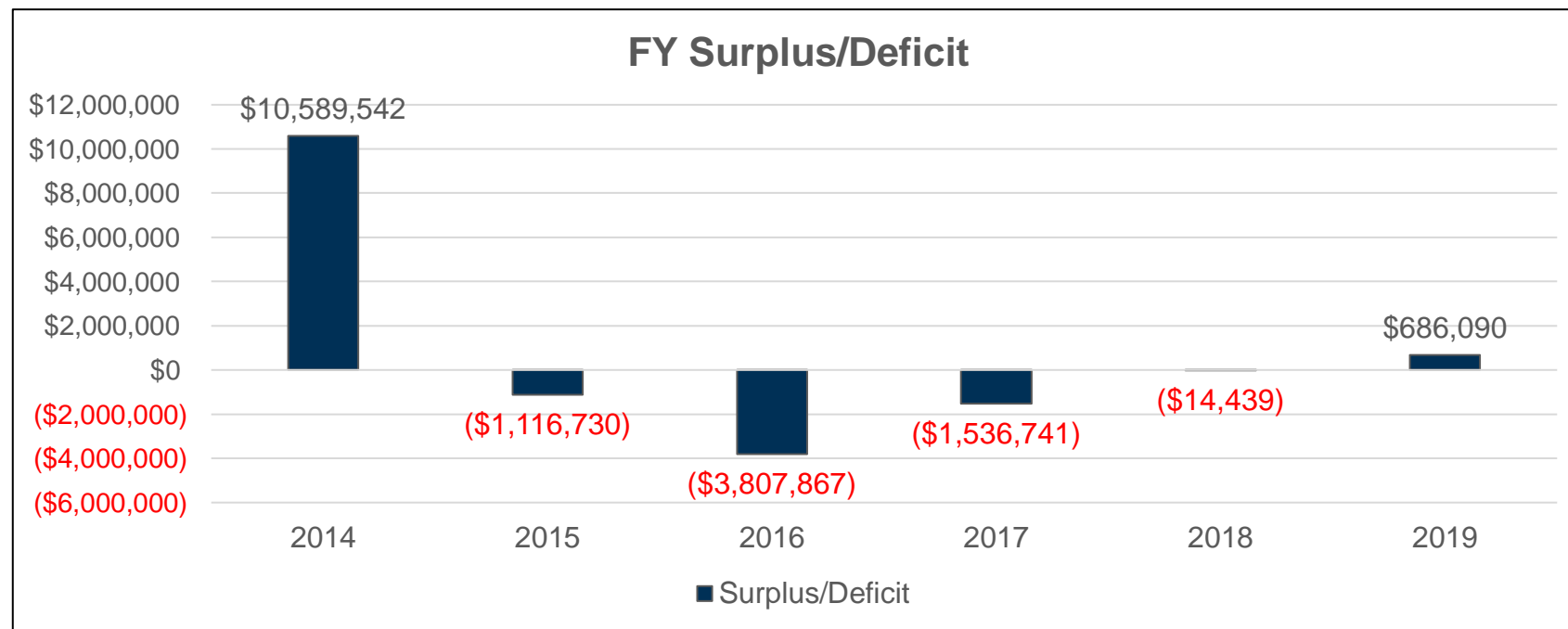


## Adel DeSoto Minburn Community School District

### Capital Project Funds - Historical Summary

	ACTUAL REVENUE / EXPENDITURES								BUDGET		
	FY - 2014	FY - 2015	% Δ	FY - 2016	% Δ	FY - 2017	% Δ	FY - 2018	% Δ	FY - 2019	% Δ
<b>REVENUE</b>											
Local	\$16,977	\$72,068	324.51%	\$30,656	-57.46%	\$51,629	68.41%	\$36,378	-29.54%	\$18,510	-49.12%
Intermediate	\$0	\$0	0.00%	\$0	0.00%	\$0	0.00%	\$0	0.00%	\$0	0.00%
State	\$1,384,810	\$1,411,998	1.96%	\$1,457,776	3.24%	\$1,500,776	2.95%	\$1,539,782	2.60%	\$1,681,580	9.21%
Federal	\$0	\$0	0.00%	\$0	0.00%	\$0	0.00%	\$0	0.00%	\$0	0.00%
Other Fin. & Income Items	\$10,018,200	\$3,861,141	-61.46%	\$3,177,041	-17.72%	\$24,161	-99.24%	\$0	-100.00%	\$0	0.00%
<b>TOTAL REVENUE</b>	<b>\$11,419,986</b>	<b>\$5,345,206</b>	<b>-53.19%</b>	<b>\$4,665,472</b>	<b>-12.72%</b>	<b>\$1,576,566</b>	<b>-66.21%</b>	<b>\$1,576,160</b>	<b>-0.03%</b>	<b>\$1,700,090</b>	<b>7.86%</b>
<b>EXPENDITURES</b>											
Salaries	\$0	\$0	0.00%	\$0	0.00%	\$0	0.00%	\$0	0.00%	\$0	0.00%
Employee Benefits	\$0	\$0	0.00%	\$0	0.00%	\$0	0.00%	\$0	0.00%	\$0	0.00%
Purchased Services	\$717,740	\$6,306,307	778.63%	\$7,877,430	24.91%	\$2,625,607	-66.67%	\$1,156,969	-55.94%	\$540,000	-53.33%
Supplies	\$0	\$0	0.00%	\$6,634	0.00%	\$13,073	97.06%	\$0	-100.00%	\$0	0.00%
Property	\$1,453	\$112,170	7617.52%	\$589,275	425.34%	\$285,783	-51.50%	\$10,749	-96.24%	\$170,000	1481.55%
Miscellaneous Objects	\$15,678	\$0	-100.00%	\$0	0.00%	\$0	0.00%	\$0	0.00%	\$0	0.00%
Other Items	\$95,572	\$43,460	-54.53%	\$0	-100.00%	\$188,843	0.00%	\$422,881	123.93%	\$304,000	-28.11%
<b>TOTAL EXPENDITURES</b>	<b>\$830,443</b>	<b>\$6,461,936</b>	<b>678.13%</b>	<b>\$8,473,339</b>	<b>31.13%</b>	<b>\$3,113,306</b>	<b>-63.26%</b>	<b>\$1,590,600</b>	<b>-48.91%</b>	<b>\$1,014,000</b>	<b>-36.25%</b>
<b>SURPLUS / DEFICIT</b>	<b>\$10,589,542</b>	<b>(\$1,116,730)</b>		<b>(\$3,807,867)</b>		<b>(\$1,536,741)</b>		<b>(\$14,439)</b>		<b>\$686,090</b>	
<b>BEGINNING FUND BALANCE</b>	<b>\$754,311</b>	<b>\$11,343,853</b>	<b>1403.87%</b>	<b>\$10,227,123</b>	<b>-9.84%</b>	<b>\$6,419,256</b>	<b>-37.23%</b>	<b>\$4,882,515</b>	<b>-23.94%</b>	<b>\$4,868,076</b>	<b>-0.30%</b>
<b>YEAR-END FUND BALANCE</b>	<b>\$11,343,853</b>	<b>\$10,227,123</b>	<b>-9.84%</b>	<b>\$6,419,256</b>	<b>-37.23%</b>	<b>\$4,882,515</b>	<b>-23.94%</b>	<b>\$4,868,076</b>	<b>-0.30%</b>	<b>\$5,554,166</b>	<b>14.09%</b>
<b>FUND BALANCE AS % OF EXPENDITURES</b>	<b>1366.00%</b>	<b>158.27%</b>		<b>75.76%</b>		<b>156.83%</b>		<b>306.05%</b>		<b>547.75%</b>	
<b>FUND BALANCE AS # OF MONTHS OF EXPEND.</b>	<b>163.92</b>	<b>18.99</b>		<b>9.09</b>		<b>18.82</b>		<b>36.73</b>		<b>65.73</b>	



**Adel DeSoto Minburn Community School District**

Capital Project Funds - Historical Summary

■ Revenues ■ Expenditures